

Randolph (S)

Residential Water Rates:

Last adjusted: July 2018
 Next adjustment scheduled: July 2019
 Fund: Enterprise

Base charge: \$25.00
 0 – 25 HCF \$ 4.27/HCF
 >25 HCF \$ 5.43 "

Billing Frequency: Quarterly

Residential Sewer Rates:

Last adjusted: July 2018
 Next adjustment scheduled: July 2019
 Fund: Enterprise

Base charge: \$12.50
 0 – 25 HCF \$ 7.08/HCF
 >25 HCF \$ 12.16 "

Based on 100% of water usage.
 Billing Frequency: Quarterly

Annual Cost AWWA Standard for Historical Comparison

(120 HCF ≈ 90,000 gals.)

Utility	Rate	Change from 2017
Water	\$635.60	4.57%
Sewer	\$1,001.20	5.35%
Combined	\$1,636.80	5.04%

Annual Cost Based on Local, State & Federal Data

(60.5 HCF – See Appendix C
for Data & Calc.)

Water	\$358.65
Sewer	\$478.86
Combined	\$837.50

Commercial Water Rates:

Same as residential

Commercial Sewer Rates:

Same as residential

Additional 2018 Data by Community

Does this Community Use Second Meters?	No	Does this Community Offer Senior and/or Low Income Discounts?	Yes, Senior
Water System		Sewer System	
MWRA Charges as % of Total Community Water Expenses	0-25%	MWRA Charges as % of Total Community Sewer Expenses	Over 75%
Miles of water pipeline replaced/rehabilitated in FY18	1 – 3	Miles of sewer pipeline replaced/rehabilitated in FY18	Less than 1
Water Capital Needs over Next Five Years	\$20 – 50 million	Sewer Capital Needs over Next Five Years	\$0 – 10 million
Anticipated Water Capital Spending over Next Five Years	Over \$10 million	Anticipated Sewer Capital Spending over Next Five Years	\$1 – 5 million

Stormwater

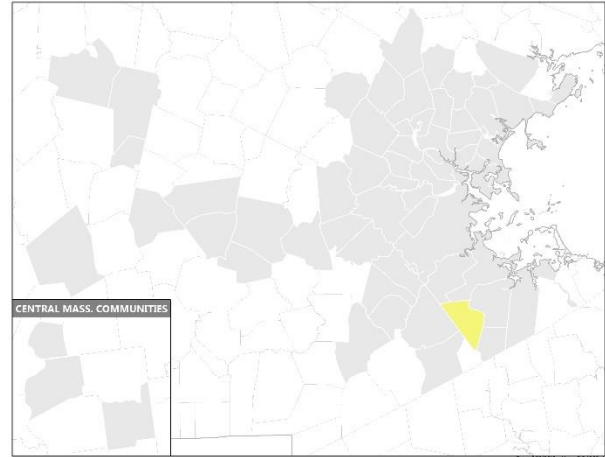
Current Funding Source of
Stormwater-Related Costs:

Tax Levy (DPW Budget)

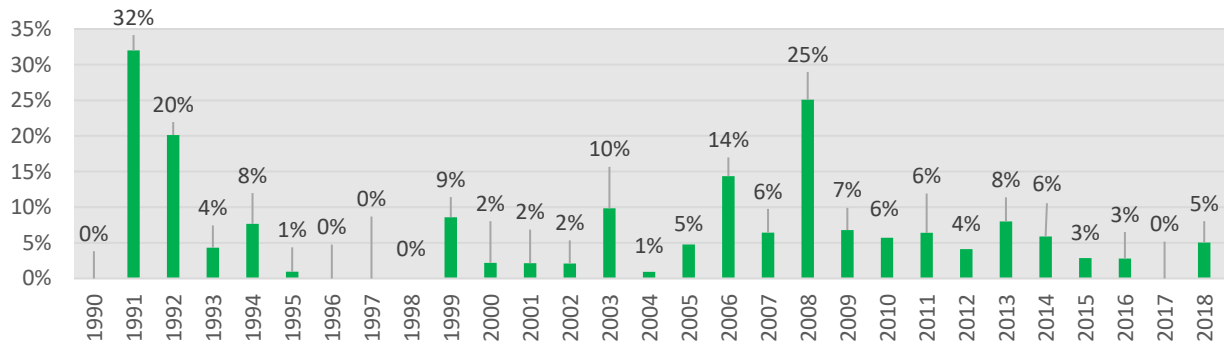
Randolph (S)

FY 2019 MWRA Assessments

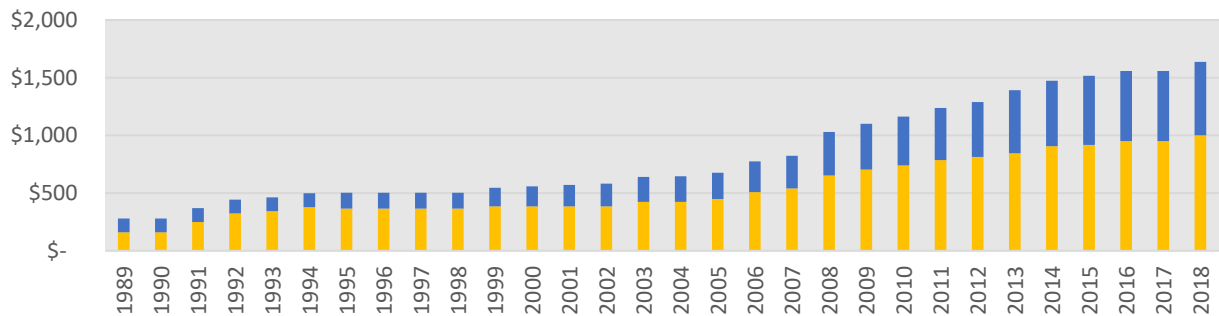
	FY18	FY19	% Change
Water	N/A	N/A	N/A
Sewer	\$6,339,800	\$6,530,979	3.00%
Combined	\$6,339,800	\$6,530,979	3.00%



Combined Rate Increases 1990 through 2018



Combined Water and Sewer Rates 1989 through 2018



Average Household Water Use 2009 through 2018

