

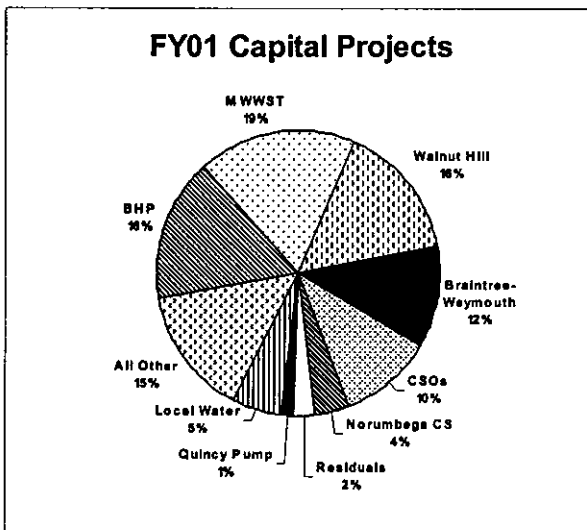
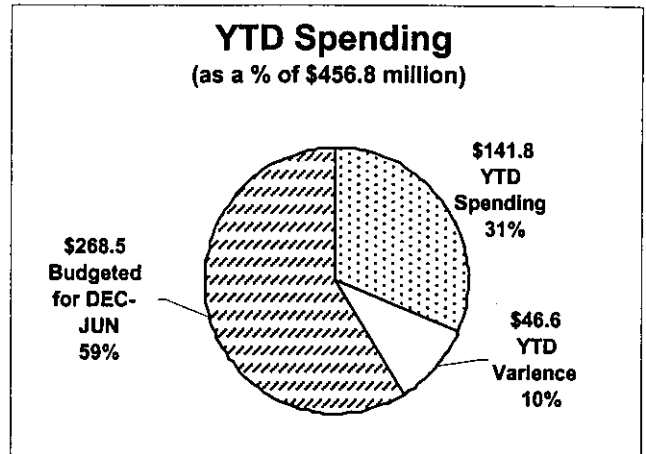


STATUS OF MWRA BUDGETS

CIP through November 2000

Focus on the FY01 Capital Improvement Program

Capital spending through November 2000 came to \$141.8 million, or 24% below the \$188.4 million budgeted for the five-month period. Accruals for the month (a five-week accounting period) were \$28.5 million, or 17% below the \$34.5 million budgeted. The Authority has budgeted \$456.845 million for capital spending in FY01 (net of \$45.2 million in contingency fund allowances). With \$268.5 million budgeted for the December through June period and \$46.6 million in year to date below budgeted spending, \$315.1 million remains in the CIP for the remaining seven months of the fiscal year.



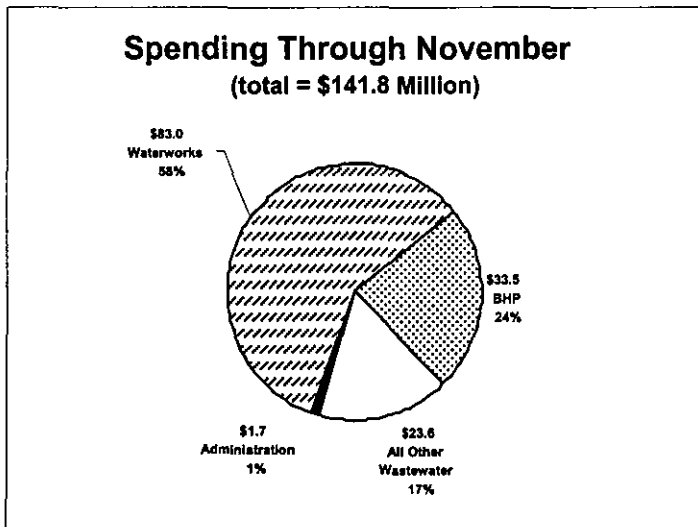
The **seven largest projects** (excluding the *Boston Harbor Project*) total \$289.6 million and account for 63% of the FY01 capital budget: the *MetroWest Water Supply Tunnel* (\$82.6 million); *Walnut Hill Water Treatment Plant* (\$71.7 million); *Braintree-Weymouth Relief Facilities* (\$52.8 million); the *CSO Program* (\$47.8 million, including \$23.4 million is MWRA-managed projects and \$23.2 million is for community-managed projects); *Norumbega Covered Storage* project (\$18.6 million); *Residuals* (\$10.9 million); and *Quincy Pump Facilities* (\$6.4 million). In addition, the *Local Water Pipeline Infrastructure Loan* program is budgeted at \$25 million for the year.

Waterworks spending accounts for more the half of all capital spending for the year to date: nearly \$83 million or 58.5%. As the Boston Harbor Project nears completion, Waterworks spending is expected to continue to outpace Wastewater capital expenditures through FY03. Contributing to the \$6.3 million variance (just 7% below the budgeted amount of \$89.3 million) were: later than planned distributions of \$2.68 million below the \$8.3 million budgeted from the new *Local Water Pipeline Infrastructure Loan* program; \$1.3 million in lower spending on the *Rehabilitation of Existing Facilities* project; and \$0.88 million in later spending on the *Northern Extra High Service* project.

Largest Capital Projects - FY01 (total FY01 budget: \$456.8 million)	
BHP	\$73.2
MWWST	82.6
Walnut Hill	71.7
Braintree-Weymouth	52.8
CSOs	47.8
Norumbega CS	18.6
Residuals	10.9
Quincy Pump	6.4
Local Water	25.0
All Other	67.8

The Waterworks projects with the largest dollar accruals continue to be the *MetroWest Water Supply Tunnel* (\$35.85 million) and the *Walnut Hill Water Treatment Plant* (\$17.8 million). In addition, accruals for the *Norumbega Covered Storage* project reached \$12.0 million, \$5.65 million for the *Local Water Pipeline Infrastructure Loan* program; \$3.2 million for the *Weston Aqueduct Supply Mains* project; and \$2.3 million on the *Spot Pond Supply Mains Rehabilitation* project.

Spending on the **Boston Harbor Project** came to \$33.5 million, or 23.6% of all capital spending for the fiscal year to date (as compared to 50% at the end of FY98 and 61% or all capital spending during FY97). Spending is nearly 20% below the \$41.6 million budgeted for the year to date. The total FY01 budget is \$73.15 million, or 16% of the year's capital budget.



The greatest Boston Harbor Project spending for the year to date has been for continuing elements of the *Final Paving and Landscaping* contract (\$6.63 million) and the completion of the effluent outfall tunnel (\$6.62 million, plus associated start up costs of \$1.06 million). *Construction management services* came to \$4.4 million, nearly 30% below the \$6.3 million budgeted. Spending on the final stages of *Secondary Battery C* construction reached \$2.6 million, 33% below the nearly \$4.0 million budgeted for the

period. Work continued on the *pretreatment contract* to address corrosion problems on completed construction, at \$1.8 million. Work on the *instrumentation and controls systems* also continued, at \$1.0 million for the year to date.

Spending on **Other Wastewater Projects** totaled \$23.57 million or just 43% of the \$54.9 million budgeted for the period. Delays on the *Braintree-Weymouth* project, particularly the tunnel and pump station contracts, accounted for \$18.8 million or 60% of the below budget variance. Another \$5.5 million of the variance was due primarily to later than budgeted reimbursements for community-managed *CSO projects*, as well as to later than budgeted spending on the *Upgrades for Existing CSO Facilities* project. Spending on all CSO contracts totaled \$17 million: the two projects with the greatest spending were the *Chelsea CSO* project (\$7.4 million) and *CSO Facilities Upgrades* (\$3.5 million).

Construction Fund Balance

The ***Construction Fund Balance***, as of the end of November, stood at \$233 million. Spending during November (on a cash basis) was \$32.1 million for the five-week accounting period. The fall borrowing yielded \$155.555 million to the construction fund. Another \$39.962 million was added following the fall SRF borrowing.